



Above and cover photos feature Affinity™ Cream 12 x 24 floor tile on the floor with Cream 10 x 14 wall tile and 2 x 2 mosaic on the wall.

Modern Take on a Classic Stone Look

Feature the soft, natural look of contemporary stone in your home with Affinity™. A warm neutral color palette contributes to this product's authentic and stylish look. Affinity eases the design process, offering floor, wall, mosaic and trim tile.

- **NATURAL ATTRIBUTES**
 - Subtle movement and features reminiscent of limestone contribute to its authentic natural stone look
 - Warm, neutral color palette
- **STYLISH DEMEANOR**
 - Ideal complement to contemporary designs and modern décor
 - Coordinating wall, floor, mosaic and trim add finishing design touches



**POST-CONSUMER
RECYCLED MATERIALS**



**PRE-CONSUMER
RECYCLED MATERIALS**



MADE IN THE U.S.A.




REVEAL IMAGING®


All or select items within this series meet the requirements for these qualifications. For more product information, visit daltile.com.

**CERTIFIED
PORCELAIN
TILE**
© .5% or less water absorption


GLAZED PORCELAIN FLOOR TILE




CREAM AF01



BEIGE AF02



GRAY AF03



BROWN AF04

GLAZED CERAMIC WALL TILE



CREAM AF01



BEIGE AF02



GRAY AF03




BROWN AF04


2 x 2 GLAZED CERAMIC MOSAIC



CREAM AF01



BEIGE AF02



GRAY AF03






BROWN AF04

AFFINITY™

GLAZED PORCELAIN FLOOR, GLAZED CERAMIC WALL & MOSAIC WITH REVEAL IMAGING®

SIZES

			Thickness	Sq. Ft. per Carton	Pieces per Carton
	18 x 18 Floor Tile	(17-13/16" x 17-13/16") (45.20 cm x 45.20 cm)	5/16"	1760	8
	12 x 24 Floor Tile	(11-13/16" x 23-13/16") (30.00 cm x 60.48 cm)	3/8"	15.60	8
	12 x 12 Floor Tile	(11-13/16" x 11-13/16") (30.00 cm x 30.00 cm)	5/16"	14.55	15
	10 x 14* Wall Tile	(9-13/16" x 13-15/16") (24.99 cm x 35.40 cm)	5/16"	14.25	15
	2 x 2 Mosaic* (Dot-mounted on 12" x 24" Sheet)	(12" x 24" Sheet) (30.48 cm x 60.96 cm Sheet)	1/4"	24.00	12

* Ceramic

FLOOR APPLICATIONS

(Excludes Wall Tile)	Target DCOF wet	Suitable
Dry & Level – Interior	N/A	✓
Wet & Level – Interior	≥ 0.42	✓*
Exterior Applications; Pool Decking & Other Wet Areas with Minimal Footwear	≥ 0.60	
Ramps & Inclines	≥ 0.65	

A DCOF value of ≥ 0.42 is the new standard for tiles specified for commercial application in standard A137.1–2012, Section 9.6. It replaces the SCOF value of ≥ 0.60 referenced in ASTM C1028. For more information on the correlation between the two values and about the DCOF AcuTest™, visit www.daltile.com/dcof.

OTHER APPLICATIONS

	Suitable
Walls/Backsplashes	✓
Countertops	✓**
Pool Linings	✓***




APPLICATION NOTES:

- * Mosaic only. Mosaic also suitable for residential and light commercial shower floors.
- ** Floor tile and mosaic only
- *** Mosaic only

Floor tile suitable for exterior applications in freezing and non-freezing climates when proper installation methods are followed.

Wall tile & mosaic suitable for exterior wall applications in non-freezing climates only when proper installation methods are followed.


TRIM

Type	Number	Size	Pieces per Carton
 Bullnose †	P-43C9	3 x 12	30
 Wall Bullnose ▪	S-4310 (10" side)	3 x 10	54
 Wall Bullnose Corner ▪	SN-4310	3 x 3	32

† Floor bullnose trim is intended to coordinate with floor tile in the standard 90-degree installation position.

▪ Glazed ceramic

INSTALLATION

Grout Joint Recommendation	Shade Variation
Floor: 3/16" (overlap should not exceed 33% when installing tile with a length 15" or greater in a staggered brick-joint pattern. When multiple sizes are installed in a modular pattern, please specify same size caliber at time of order)	 High (V3)
Wall: 1/16"	
Mosaic: 1/8"	

TEST RESULTS

	ASTM#	Floor Result	Wall Result	Mosaic Result
Water Absorption	C373	< 0.5%	< 20.0%	< 3.0%
Breaking Strength	C648	> 275 lbs	120-230 lbs	> 250 lbs
Scratch Hardness	MOHS	8.0	4.0-6.0	8.0
Chemical Resistance	C650	Resistant	Resistant	Resistant
Abrasion Resistance	C1027	3 (AF04) 4	N/A	3 (AF04) 4

For additional information, visit daltile.com/information/TestResults.

NOTES

Special consideration must be given when installing tiles 20" and larger. Please refer to daltile.com/LargeTiles for more information.

Use of a latex modified thin-set is recommended for installation.

Since there are variations in all fired ceramic products, tile and trim supplied for your particular installation may not match these samples. Final color selection should be made from actual tiles and trim and not from tile samples or color reproductions. Manufactured in accordance with ANSI A137.1 standards.

Water, oil, grease, etc. create slippery conditions. Floor applications with exposure to these conditions require extra caution in product selection. Not for use on ramps.

For additional information refer to "Factors to Consider" at daltile.com/Factors.



DESIGNED TO HELP EARN LEED™ CREDITS. For more detailed information, visit daltilegreenworks.com.



SCAN QR CODE FOR PRODUCT INFORMATION

Get a QR Code reader at: GET.DALTILE.COM



7834 C. F. Hawn Freeway, Dallas, Texas 75217 | 1.800.933.TILE

To view the complete collection of Daltile® products and information, visit our website at daltile.com.



IMAGINE WHAT'S POSSIBLE™

©2016 Daltile (11/16)



Cover photo features Chateau Creme 18 x 18 in a grid pattern on the floor with 10 x 14 wall tile and 2 x 4 brick-joint mosaic on the walls. Above photo features Castle Rock 10 x 14 wall tile with Glass Horizons™ Arctic Blend mosaic as a decorative accent.

A Tile for Any Style, a Style for Any Room

Stunning in its depth and movement, Avondale™ from Daltile will transform any space. Neutral colors and softly illuminated tones emulate the warmth of natural limestone. Its natural color tones and moving graphics give it added dimension. Avondale's porcelain floor tile and complementary ceramic wall and mosaic tiles allow for a wealth of design options. Find gorgeous details within the surface as you explore the many facets of Avondale.

- **REALISTIC LOOK**
 - Realistic graphics and color demonstrate depth and movement to help create the desired classic visual appeal
 - Emulates a limestone visual with wide graphic variation in three color tones
- **COORDINATING FORMATS**
 - Coordinating floor, wall and mosaic tile create more design possibilities
- **NEUTRAL COLORS**
 - Warm color palette easily integrates with any style or design



POST-CONSUMER RECYCLED MATERIALS



PRE-CONSUMER RECYCLED MATERIALS



MADE IN THE U.S.A.




REVEAL IMAGING®

All or select items within this series are made in the USA. For more information, visit daltile.com/Avondale.

CERTIFIED PORCELAIN TILE
0.5% or less water absorption


GLAZED PORCELAIN FLOOR TILE



CHATEAU CREME AD01



CASTLE ROCK AD03



WEST TOWER AD02

GLAZED CERAMIC WALL TILE



CHATEAU CREME AD01




CASTLE ROCK AD03



WEST TOWER AD02

2 x 4 GLAZED CERAMIC MOSAIC



CHATEAU CREME AD01



CASTLE ROCK AD03



WEST TOWER AD02

AVONDALE™

GLAZED PORCELAIN FLOOR & GLAZED CERAMIC WALL & MOSAIC with REVEAL IMAGING®

SIZES

			Thickness	Sq. Ft. per Carton	Pieces per Carton
	18 x 18 Field Tile	(17-13/16" x 17-13/16") (45.20 cm x 45.20 cm)	5/16"	17.60	8
	12 x 24 Field Tile	(11-13/16" x 23-13/16") (30.00 cm x 60.00 cm)	3/8"	15.60	8
	12 x 12 Field Tile	(11-13/16" x 11-13/16") (30.00 cm x 30.00 cm)	5/16"	14.55	15
	10 x 14 Wall Tile	(9-13/16" x 13-15/16") (24.99 cm x 35.40 cm)	5/16"	14.55	15
	2 x 4 Brick-joint Mosaic	(12" x 12" Sheet) (30.48 cm x 30.48 cm Sheet)	1/4"	9.96	12

FLOOR APPLICATIONS

(Excludes Wall Tile)	Target DCOF wet	Suitable
Dry & Level – Interior	N/A	✓
Wet & Level – Interior	≥ 0.42	✓
Exterior Applications; Pool Decking & Other Wet Areas with Minimal Footwear	≥ 0.60	
Ramps & Inclines	≥ 0.65	

A DCOF value of ≥ 0.42 is the standard for tiles specified for level interior spaces expected to be walked upon when wet, as stated in ANSI A137.1-2012, Section 9.6. For more information about DCOF and the DCOF AcuTest™, visit daltile.com/DCOF.

OTHER APPLICATIONS

	Suitable
Walls/Backsplashes	✓
Countertops	✓*
Pool Linings	✓*




APPLICATION NOTES:

* Mosaic only

Floor tile suitable for exterior applications in freezing and non-freezing climates when proper installation methods are followed.


Wall tile and mosaic suitable for exterior applications in non-freezing climates only when proper installation methods are followed.

TRIM

	Type	Number	Size	Pieces per Carton
	Floor Bullnose	P-43C9	3 x 12	22
	Wall Bullnose (10" side)	S-4310	3 x 10	54
	Wall Bullnose Corner	SN-4310	3 x 3	32

Floor bullnose trim is intended to coordinate with floor field tile in the standard 90-degree installation position. Trim is suitable for exterior application in non-freezing climates only.

INSTALLATION

Grout Joint Recommendation	Shade Variation
Floor: 3/16" (overlap should not exceed 33% when installing in a staggered brick-joint pattern) Wall : 1/16" Mosaic : 1/8"	 High (V3)

TEST RESULTS

	ASTM#	Floor Result	Wall Result	Mosaic Result
Water Absorption	C373	< 0.5%	< 20.0%	< 3.0%
Breaking Strength	C648	> 275 lbs.	120-230 lbs.	> 250 lbs.
Scratch Hardness	MOHS	8.0	4.0-6.0	8.0
Chemical Resistance	C650	Resistant	Resistant	Resistant
Abrasion Resistance	C1027	4	N/A	4

For additional information, visit daltile.com/information/TestResults.

NOTES

Special consideration needs to be given when installing tiles greater than 15 inches. Please refer to daltile.com/LargeTiles for more information.

Use of a latex modified thin-set is recommended for installation.

Since there are variations in all fired ceramic products, tile and trim supplied for your particular installation may not match these samples. Final color selection should be made from actual tiles and trim and not from tile samples or color reproductions. Manufactured in accordance with ANSI A137.1 standards.

Water, oil, grease, etc. create slippery conditions. Floor applications with exposure to these conditions require extra caution in product selection. Not for use on ramps.

For additional information refer to "Factors to Consider" at daltile.com/Factors.



DESIGNED TO HELP EARN LEED™ CREDITS. For more detailed information, visit daltilegreenworks.com.

SCAN QR CODE FOR PRODUCT INFORMATION

Get a QR Code reader at: GET.DAL TILE.COM



7834 C. F. Hawn Freeway, Dallas, Texas 75217 | 1.800.933.TILE

To view the complete collection of Daltile® products and information, visit our website at daltile.com.



IMAGINE WHAT'S POSSIBLE™

©2016 Dal-Tile Corporation (7/16)